




## 2011 Washington West Supervisory Union Parent Survey





### 1. What school does your child attend?

		Response Percent	Response Count
Crossett Brook Middle School		0.0%	0
Fayston Elementary School		0.0%	0
Harwood Union Middle School (Grade 7-8)		0.0%	0
Harwood Union High School (Grade 9-12)		0.0%	0
Moretown Elementary School		0.0%	0
Thatcher Brook Primary School		0.0%	0
<b>Waitsfield Elementary School</b>		<b>100.0%</b>	<b>55</b>
Warren School		0.0%	0
<b>answered question</b>			<b>55</b>
<b>skipped question</b>			<b>0</b>




## 2. How many of your children attend this school?

		Response Percent	Response Count
1		48.1%	26
2		51.9%	28
3		0.0%	0
4+		0.0%	0
answered question			54
skipped question			1



## 3. The school is a bright and inviting place for children to learn.

		Response Percent	Response Count
Strongly Agree		45.5%	25
Agree		54.5%	30
Disagree		0.0%	0
Strongly Disagree		0.0%	0
answered question			55
skipped question			0




#### 4. The school administrator(s) set(s) a positive tone and provides effective leadership.

		Response Percent	Response Count
Strongly Agree		67.3%	37
Agree		30.9%	17
Disagree		1.8%	1
Strongly Disagree		0.0%	0
answered question			55
skipped question			0




**5. The school administrative assistant is helpful and resourceful. (Fayston: Callie Schober. Moretown: Pam Kathan. TBPS: Sue Premore. Waitsfield: Connie Hartshorn. Warren: Laurie Jones. CBMS: Ellen Barillaro. HUMS: Liz Hepp. HUHS: Wendy Gilbert).**

		Response Percent	Response Count
Strongly Agree		96.4%	53
Agree		3.6%	2
Disagree		0.0%	0
Strongly Disagree		0.0%	0
No Opinion		0.0%	0
N/A		0.0%	0
		<b>answered question</b>	<b>55</b>
		<b>skipped question</b>	<b>0</b>




**6. The school secretary is helpful and resourceful. (TBPS: Faith Raymond. CBMS: Em Lamson; HUHS: Nancy Myrto)**

		Response Percent	Response Count
Strongly Agree		23.4%	11
Agree		0.0%	0
Disagree		0.0%	0
Strongly Disagree		0.0%	0
No Opinion		4.3%	2
N/A		72.3%	34
answered question			47
skipped question			8




### 7. The school board sets the right direction for the school.

		Response Percent	Response Count
Strongly Agree		26.9%	14
<b>Agree</b>		<b>65.4%</b>	<b>34</b>
Disagree		7.7%	4
Strongly Disagree		0.0%	0
answered question			<b>52</b>
skipped question			<b>3</b>




### 8. Student discipline is handled fairly and effectively.

		Response Percent	Response Count
Strongly Agree		30.2%	16
<b>Agree</b>		<b>66.0%</b>	<b>35</b>
Disagree		3.8%	2
Strongly Disagree		0.0%	0
answered question			<b>53</b>
skipped question			<b>2</b>




### 9. Students are learning useful social skills at school.

		Response Percent	Response Count
Strongly Agree		30.9%	17
<b>Agree</b>		<b>67.3%</b>	<b>37</b>
Disagree		1.8%	1
Strongly Disagree		0.0%	0
answered question			<b>55</b>
skipped question			<b>0</b>



### 10. Staff at school want to know what I think and listen to my concerns when I express them.

		Response Percent	Response Count
Strongly Agree		38.9%	21
<b>Agree</b>		<b>59.3%</b>	<b>32</b>
Disagree		1.9%	1
Strongly Disagree		0.0%	0
answered question			<b>54</b>
skipped question			<b>1</b>

### 11. I feel welcomed at school and am treated with respect when I visit or call.






		Response Percent	Response Count
Strongly Agree		61.1%	33
Agree		37.0%	20
Disagree		1.9%	1
Strongly Disagree		0.0%	0
answered question			54
skipped question			1

### 12. How easy is it to contact someone at school by telephone?






		Response Percent	Response Count
Usually No Problem		94.4%	51
Usually Takes Time		5.6%	3
Difficult		0.0%	0
answered question			54
skipped question			1







### 13. Meals served in the school lunch program are satisfying, appealing and nutritious.

		Response Percent	Response Count
Strongly Agree		11.1%	6
Agree		42.6%	23
Disagree		25.9%	14
Strongly Disagree		11.1%	6
N/A		9.3%	5
		<b>answered question</b>	<b>54</b>
		<b>skipped question</b>	<b>1</b>






#### 14. Safe and engaging after school activities and programs are offered for my child.

		Response Percent	Response Count
Strongly Agree		30.9%	17
<b>Agree</b>		<b>49.1%</b>	<b>27</b>
Disagree		5.5%	3
Strongly Disagree		1.8%	1
N/A		12.7%	7
answered question			<b>55</b>
skipped question			<b>0</b>




### 15. Bus transportation is safe and reliable.

		Response Percent	Response Count
Strongly Agree		27.8%	15
<b>Agree</b>		<b>42.6%</b>	<b>23</b>
Disagree		9.3%	5
Strongly Disagree		0.0%	0
N/A		20.4%	11
		<b>answered question</b>	<b>54</b>
		<b>skipped question</b>	<b>1</b>



### 16. Bus transportation meets my needs.

		Response Percent	Response Count
Strongly Agree		20.4%	11
<b>Agree</b>		<b>40.7%</b>	<b>22</b>
Disagree		16.7%	9
Strongly Disagree		1.9%	1
N/A		20.4%	11
answered question			<b>54</b>
skipped question			<b>1</b>





### 17. Recess is safe and fun for my child.

		Response Percent	Response Count
Strongly Agree		25.9%	14
<b>Agree</b>		<b>53.7%</b>	<b>29</b>
Disagree		20.4%	11
Strongly Disagree		0.0%	0
answered question			<b>54</b>
skipped question			<b>1</b>





### 18. My child knows and follows the rules.

		Response Percent	Response Count
Strongly Agree		42.6%	23
<b>Agree</b>		<b>57.4%</b>	<b>31</b>
Disagree		0.0%	0
Strongly Disagree		0.0%	0
answered question			<b>54</b>
skipped question			<b>1</b>



### 19. My child is appropriately challenged and highly engaged in learning.

		Response Percent	Response Count
Strongly Agree		29.6%	16
<b>Agree</b>		<b>55.6%</b>	<b>30</b>
Disagree		13.0%	7
Strongly Disagree		1.9%	1
answered question			<b>54</b>
skipped question			<b>1</b>




## 20. I like the way the day is scheduled for my child.

		Response Percent	Response Count
Strongly Agree		27.8%	15
<b>Agree</b>		<b>55.6%</b>	<b>30</b>
Disagree		13.0%	7
Strongly Disagree		3.7%	2
answered question			<b>54</b>
skipped question			<b>1</b>



## 21. Parents contribute positively to the school.

		Response Percent	Response Count
Strongly Agree		43.4%	23
<b>Agree</b>		<b>56.6%</b>	<b>30</b>
Disagree		0.0%	0
Strongly Disagree		0.0%	0
answered question			<b>53</b>
skipped question			<b>2</b>




## 22. Report cards tell me what I need to know about my child's progress.

		Response Percent	Response Count
Strongly Agree		27.8%	15
Agree		64.8%	35
Disagree		7.4%	4
Strongly Disagree		0.0%	0
answered question			54
skipped question			1





## 23. Do you have enough information about the school's programs and services? Please list suggestions:

		Response Percent	Response Count
Yes		92.6%	50
Not Enough		7.4%	4
Comments/Suggestions			7
answered question			54
skipped question			1

#### 24. School sponsored community events and parent nights are well organized and help me feel connected.




		Response Percent	Response Count
Strongly Agree		21.8%	12
<b>Agree</b>		<b>67.3%</b>	<b>37</b>
Disagree		10.9%	6
Strongly Disagree		0.0%	0
answered question			<b>55</b>
skipped question			<b>0</b>

#### 25. I feel I know what's going on in my child's class.




		Response Percent	Response Count
Stongly agree		27.3%	15
<b>Agree</b>		<b>56.4%</b>	<b>31</b>
Disagree		14.5%	8
Strongly Disagree		1.8%	1
answered question			<b>55</b>
skipped question			<b>0</b>






## 26. School newsletters and bulletins keep me informed of school events.

		Response Percent	Response Count
Strongly Agree		41.8%	23
Agree		56.4%	31
Disagree		1.8%	1
Strongly Disagree		0.0%	0
answered question			55
skipped question			0




## 27. Parent teacher conferences help me monitor my child's progress.

		Response Percent	Response Count
Strongly Agree		49.1%	27
Agree		47.3%	26
Disagree		3.6%	2
Strongly Disagree		0.0%	0
answered question			55
skipped question			0





### 28. My child knows what is expected of him/her academically.

		Response Percent	Response Count
Strongly Agree		35.2%	19
<b>Agree</b>		<b>59.3%</b>	<b>32</b>
Disagree		5.6%	3
Strongly Disagree		0.0%	0
answered question			<b>54</b>
skipped question			<b>1</b>





### 29. The school holds high expectations for the quality of work done by the children.

		Response Percent	Response Count
Strongly Agree		28.3%	15
<b>Agree</b>		<b>62.3%</b>	<b>33</b>
Disagree		9.4%	5
Strongly Disagree		0.0%	0
answered question			<b>53</b>
skipped question			<b>2</b>




### 30. The amount of classwork that is expected from my child is appropriate.

		Response Percent	Response Count
Too much		5.5%	3
<b>Just right</b>		<b>65.5%</b>	<b>36</b>
Not enough		20.0%	11
Not sure		9.1%	5
answered question			<b>55</b>
skipped question			<b>0</b>




### 31. The amount and type of homework assigned is appropriate for my child's age.

		Response Percent	Response Count
Too much		5.5%	3
<b>Just right</b>		<b>67.3%</b>	<b>37</b>
Not enough		23.6%	13
Not sure		3.6%	2
answered question			<b>55</b>
skipped question			<b>0</b>




### 32. My child is recognized for his/her effort and quality of work.

		Response Percent	Response Count
Strongly Agree		34.5%	19
<b>Agree</b>		<b>61.8%</b>	<b>34</b>
Disagree		3.6%	2
Strongly Disagree		0.0%	0
answered question			<b>55</b>
skipped question			<b>0</b>



### 33. My child feels safe at school.

		Response Percent	Response Count
Strongly Agree		45.5%	25
<b>Agree</b>		<b>49.1%</b>	<b>27</b>
Disagree		5.5%	3
Strongly Disagree		0.0%	0
answered question			<b>55</b>
skipped question			<b>0</b>





### 34. My child wants to come to school every day.

		Response Percent	Response Count
Strongly Agree		30.9%	17
Agree		56.4%	31
Disagree		12.7%	7
Strongly Disagree		0.0%	0
answered question			55
skipped question			0

### 35. My child likes his/her teachers.

		Response Percent	Response Count
Strongly Agree		67.3%	37
Agree		32.7%	18
Disagree		0.0%	0
Strongly Disagree		0.0%	0
answered question			55
skipped question			0

**36. I have been able to make arrangements that work for my child during the early release days.**

		Response Percent	Response Count
Strongly Agree		29.1%	16
Agree		54.5%	30
Disagree		9.1%	5
Strongly Disagree		7.3%	4
		answered question	55
		skipped question	0

**37. Please share any additional comments you have about your child's school.**

		Response Count
		24
		answered question
		24
		skipped question
		31